

Reception/EYFS
Parents' Information Evening
Wednesday 2nd October 2024
6:00pm

**PLEASE ENSURE YOU ARE ON MUTE
– THANK YOU!**



EARLY YEARS FOUNDATION STAGE INFORMATION EVENING

Wednesday 2nd October 2024



Welcome



Who is supporting your child?



Mr. Beales
(EYFS Lead)



Mrs. Simmons



Mrs. Nunn



Mrs. Shepherd




Mrs. Bland



Mrs. Chillakuru



Mrs. Rangaraj



Mrs. Fairweather



Mrs. Polley

Settling into School Life

- Finding their way around the school
- Making new friends
- Learning our school expectations



How do the children learn?

- Learning through imaginative play and carefully planned adult led activities
- Inside and outside of the classroom
- **Please provide your child with a pair of named wellies (to be kept in school) and a coat with a hood.**

Assessment in EYFS


- Evidence will be collected throughout the year in a variety of ways.
- You can help too - share what your child can do.
- We build up a picture of what your child can do, what they are interested in and what they do independently.
- **Early Years Foundation Stage Profile**
- **WOW slips – 4th Oct**

Seven Areas of Learning within EYFS

- Personal, Social and Emotional Development
- Communication and Language
- Physical Development
- Literacy
- Mathematics
- Understanding the World
- Expressive Arts and Design

Prime Area: Personal, Social and Emotional Development

- Managing Self
- Building Relationships
- Self-Regulation



Prime Area: Communication and Language

- Listening, Attention and understanding
- Speaking



Prime Area: Physical Development

- Gross motor skills
- Fine motor skills



Specific Area: Literacy

- Word reading
- Comprehension
- Writing



Specific Area: Literacy

- Phonics – Essential Letters and Sounds (ELS)
- Daily writing opportunities



Handwriting

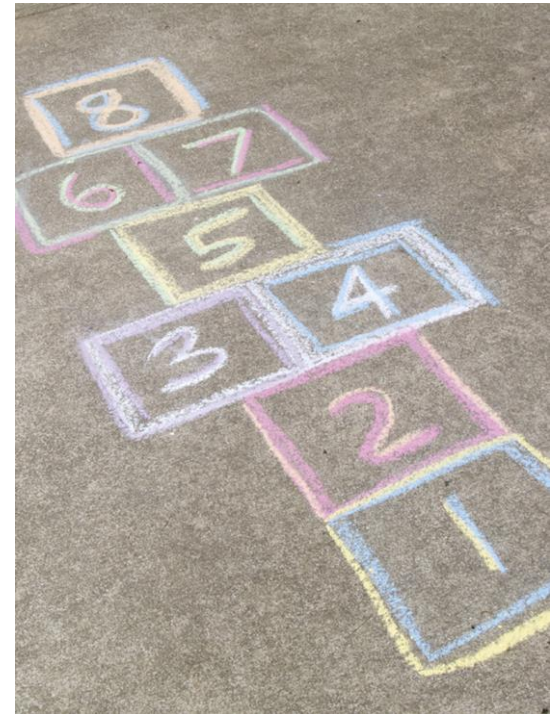
Printed Plus lower case letters

a b c d e
f g h i j k
l m n o p
q r s t u
v w x y z

A B C D E
F G H I J K
L M N O P
Q R S T U
V W X Y Z

Specific Area: Maths

- Numbers
- Numerical patterns



Specific Area:

Understanding the World

- Past and present
- People, cultures and communities
- The natural world




Specific Area: Expressive Arts and Design

- Creating with materials
- Being imaginative and expressive




E-Safety in the Curriculum

- The school has a framework for teaching internet skills in Computing lessons
- The school provides opportunities within a range of curriculum areas to teach about E-Safety
- Educating children about the online risks that they may encounter outside school is done informally when opportunities arise and as part of the E-Safety curriculum



Managing Internet Use

- Supervised internet access
- Staff preview any recommended sites, software and apps
- Searching for images through open search engines is discouraged



Parental Involvement and E-Safety

- Parents to read through and sign Acceptable Use Agreements on behalf of their child.
- Home School agreement – supporting the schools approach to on-line safety by not deliberately uploading or adding text, image, sound or videos that could upset or offend any member of the school community





Mrs. Newman



Assign

Student Instructions

Tuesday - Creative recycling!

Have a rummage through your recycling bits and see how you could reuse or repurpose them before they are recycled.

Could you make a bird feeder using an old plastic bottle?

Could you turn some of your old cardboard boxes into a toy or a game?

Have you got any big boxes that you could decorate and cut to make a castle, a fort, a house or a tunnel?

Could you make an instrument using old containers?

Make sure you have an adult with you before you start rummaging, and check that your recycling objects are clean and don't have any sharp edges.

We would love to see your creations, don't forget to send a photo or video of what you have made!

Compatible with: Chromebooks, computers, iPads, iPhones, Android tablets, Android phones, Kindle Fire

Get Students Signed In

In the classroom? Follow the sign up instructions below:



1. Open the Seesaw Class app on iOS or Android. Or go to app.seesaw.me on any computer in Chrome or Firefox browser.



2. Choose I'm a Student.



3. Scan this code using Seesaw's QR code reader or type in the text code.

For security, there is a new text code every hour.
QR codes do not expire. Never share codes on social media.

NHHPSZ

Copy

Expires 59:44

Students will edit this template



Coming together as a school for Collective Worship



A Day in the Life of your child at school...


- Each day is different and each class is different!
- Daily timetable is shared with the children
- A balance between Free Play and Structured/Directed activities
- Use of the indoor and outdoor environment
- So what could your child be learning at school in one day...

How can you help?



- Support learning at home
- Seesaw for continuing their weekly learning at home and observations
- Getting dressed - Please ensure everything is labelled including coats!
- Reading/sharing their phonics book 3 times a week
- Reading their library book weekly









Marvellous Me







Select Class or Pupil(s)


6M (31) ▾




Select All Deselect All









Pupils



Thumbs Up



Badges



Activities

Useful Websites

- www.ictgames.com
- www.phonicsplay.co.uk
- <http://www.primarygames.com/>
- <http://www.bbc.co.uk/schools/websites/eyfs>
- <https://app.seesaw.me/#/login>
- <https://www.phonicsbloom.com/>
- <https://www.topmarks.co.uk/>

Helpful Reminders

- Please bring in a named pair of wellington boots (to be kept at school) for your child to use in outdoor activities.
- Please check all of your children's uniform is clearly labelled including their P.E kits.
- Reading books and library books are changed once a week but please keep their reading books, library books and Home School Diaries in their bag so that we can read with them in school too.

If you have any questions related to any aspect of the presentation please feel free to:

- Put a note to your child's classteacher in their Home School Diary
- Telephone the School Office

(01277 223651)

- Email (admin@stthomaspri.essex.sch.uk)

